

Analytics Navigator

Discover a Deeper Path to Your Data Destination

Benefits leaders look to their data as their compass - helping point them in the right direction and easily navigate the path to the answers they need.

But when you want to dive deeper into your data, you may find that you don't have the skillset to build complex queries or the understanding of which areas to explore.



You have Springbuk's curated data insights. Now, you can have more perspective and context of the stories your data hold.

That's why we built [Springbuk Analytics Navigator](#).



Do any of these sound familiar?

- › Some of your questions require **in-depth, challenging, and time-consuming analysis**
- › You don't always know **exactly what you are looking for**
- › What you want to visualize **requires tools you don't have access to**





Analytics Navigator is a suite of dynamic, interactive analytic tools that **elevate your data exploration**, allowing you to analyze information efficiently with just a few clicks.



It arms you with deeper insights on recommended actions, including predefined, easily drillable data details and analysis around particular action items such as condition management, drug management, Springbuk benchmarks, and financial risk, so you can:

- › Identify key trends impacting your benefits strategy
- › Investigate areas of interest for cost optimization
- › Answer specific questions about your employee population's health



Let's explore how you can **gain a direct route to the information you need quickly**, decisively, and with an informed perspective with **Analytics Navigator**.



Springbuk BoB Benchmarks

Employer Compare

Compare clients at a high level against each other as well as BoB Benchmark, for example:

1. Total PEPM
2. ER rate per 1000
3. 28 different measures

Compare clients at a granular level against each other as well as BoB Benchmark, for example:

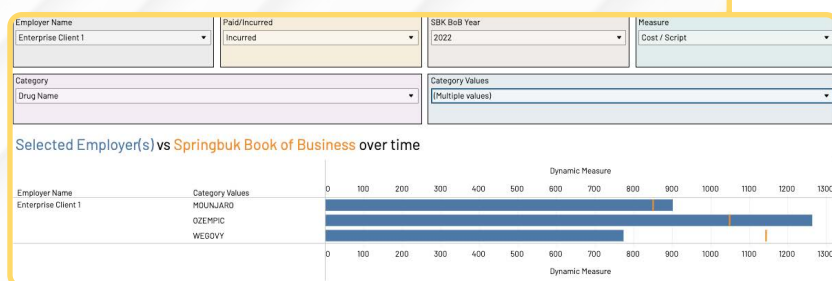
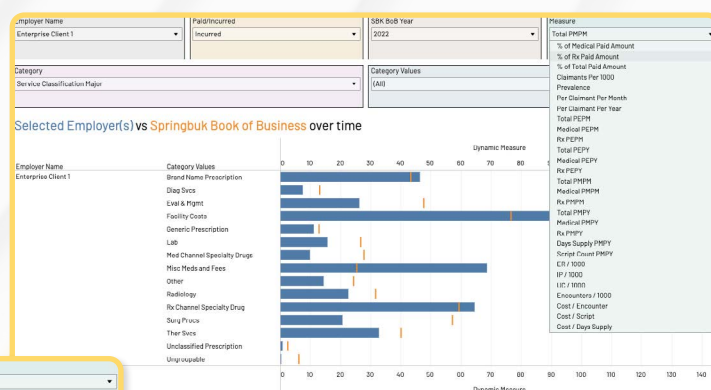
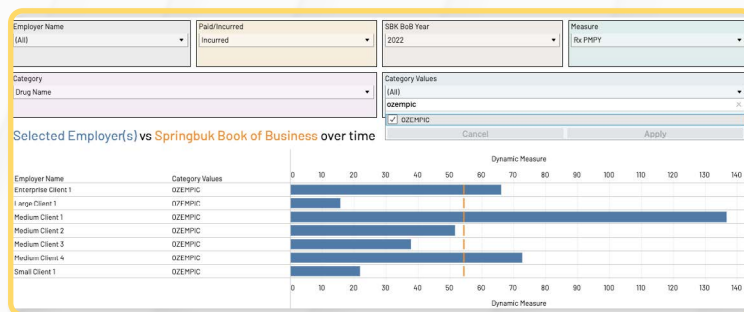
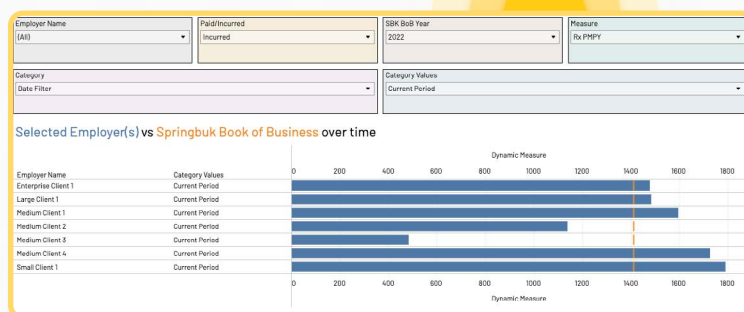
1. Cost/Script for Ozempic
2. Prevalence of Diabetes
3. PMPM for Medical Channel Specialty Drugs
4. 8 categories have hundreds of unique values within

Compare a single employer category values to BoB Benchmark, for example:

1. Service Classifications by PEPM
2. Conditions by prevalence
3. Drugs by PMPM or script counts

Compare a single employer's specific set of values to BoB Benchmark, for example:

1. Cost/Script for GLP-1s
2. Prevalence for a set of specific conditions
3. Rate per 1000 for specific encounters



Analysis Made Easy: Access Multi-Level Insights in Minutes

We understand that **you want to spend your time analyzing and taking action**, not writing queries to sift through. You want data to be surfaced and explorable in real time. **Analytics Navigator takes care of the complex tasks of utilizing warehouse data and creating visualizations**, eliminating the need for advanced technical skills to get in-depth insights.

Analytics Navigator helps both the **busy HR professional** who is looking for a way to bring their data together in one place, and the **seasoned data analyst** who likes to dig into the data and take their analysis to the next level:

- › Explore multiple levels of analysis through interactive and dynamic drill path capabilities, **all from point-and-click functionality**
- › Access **intuitive platform-based guidance** for analyzing drivers of spend, trend, and utilization; **easily click and dive into the details** of the sub-drivers that interest you
- › Drill deeper and **explore the path of trend drivers to develop strategies that minimize costs** and/or enhance health outcomes
- › Effortlessly **find answers and download views** directly to a presentation format, complete with visualizations
- › Compare your findings to Springbuk's book-of-business benchmarks

Access More Metrics, Data Points, and Visualizations to Answer More Questions Faster

When you have access to more information and easy-to-use tools that allow you to drill deeper into your data, **you're empowered to make decisions that solve today's problems and prepare for tomorrow's challenges.**

Let us show you how Springbuk can deliver the intelligence you need to make the best decisions for your business and your people.



[Request a Demo](#)

