

# Unraveling the Surging Utilization of Ozempic

A Deep Dive into Its Impact on Diabetes Treatment, Cost, & Beyond



In the dynamic landscape of diabetes management, **Ozempic has solidified its position as a treatment frontrunner.**

However, as its utilization has escalated and made headlines across the industry, **there's a growing curiosity among employers about whether employees are leveraging Ozempic for treatment beyond diabetes.**


To dissect this utilization trend further and provide actionable insights, in this infographic, we dive into:

- › An overview of **Ozempic and GLP-1's history** and impact on healthcare spend
- › **Increases in PMPM** over the past few years that are attributed to Ozempic
- › How **Springbuk's All Claims by Category card on the Condition Groups page** provides employers the insight they've been looking for

## Background


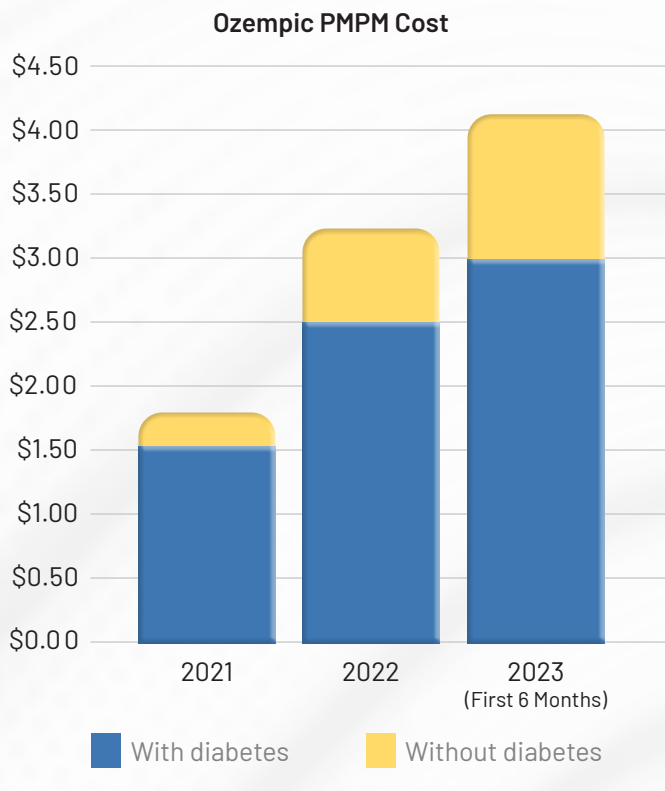
- › Use of GLP-1 agonists like Ozempic has **increased at an extremely high rate**
- › Ozempic is only approved for use in diabetes but is **frequently used off-label for obesity**
- › Ozempic and other GLP-1 agonists **could have a large impact on healthcare costs for employers because:**

 Ozempic typically costs over **\$1,000 per month**

 Unlike most costly drugs, **a large percentage of adults could be eligible** for use for the treatment of obesity

## Springbuk Book of Business Rapid Increase in PMPM attributable to Ozempic

Springbuk data, from over 5,100 employers, indicate **a substantial increase in per member, per month (PMPM) spend on Ozempic**, both for members with and without diabetes.



Users without diabetes **increased to over 25%** of the overall Ozempic paid amount in the first 6 months of 2023

In the Springbuk application, the **"All Claims by Category" card** allows you to understand the analytic story of what's driving pharmacy channel spending.

## Enables You to Answer Questions Such As:

- › What was the **plan paid** for Ozempic in the last year?
- › How is **use of Ozempic** changing?
- › What **percentage of Ozempic use** is attributable to obesity vs. diabetes?



## Uncover What's Driving Your Spend

Springbuk can help you understand utilization trends in your population with a few clicks using our **All Claims by Category card** on the Condition Groups page, such as:



**Ozempic use attributable to diabetes**

**Overall Ozempic use and change in plan paid and claimants in the last year**



**Ozempic use attributable to obesity**

## See How Ozempic Is Being Used - And Associated Costs

Searching **All Condition Groups in All Claims by Category (Rx)** on the **condition groups page**, helps you find important data for Ozempic.

Name	Type	Plan Paid Amount	% Change	Claimants	% Change	Claimants/1000	% Change
Humira(ct) pen	Rx	\$3,249,940	18%	70	24%	1	23%
<b>Ozempic</b>	Rx	<b>\$2,956,040</b>	<b>51%</b>	<b>651</b>	<b>44%</b>	<b>13</b>	<b>46%</b>
Skyrizi pen	Rx	\$2,001,311	219%	39	129%	1	133%
Jardiance	Rx	\$1,838,768	13%	538	11%	11	13%
Trulicity	Rx	\$1,823,347	7%	360	3%	7	1%
Stelara	Rx	\$1,462,897	22%	16	7%	0	8%
Mounjaro	Rx	\$1,334,275	---	301	---	6	---
Tremfya	Rx	\$1,096,407	88%	29	53%	1	54%
Lantus solostar	Rx	\$1,076,020	7%	482	9%	10	8%
Biktarvy	Rx	\$896,283	11%	41	17%	1	19%

Unfiltered card shows overall Ozempic use, including plan paid, claimants, and percentage change from previous year. **A click of a button on the filter bar will show us how much of Ozempic use is attributable to Diabetes or Obesity.**

Name	Type	Plan Paid Amount	% Change
<b>Ozempic</b>	Rx	<b>\$2,492,154</b>	<b>40%</b>
Jardiance	Rx	\$1,776,508	7%
Lantus solostar	Rx	\$1,067,098	7%
Humalog kwikpen u-100	Rx	\$828,866	5%
Farxiga	Rx	\$782,812	37%
Rybelsus	Rx	\$608,020	60%

**Filter on DIABETES claims**



**PRO TIP:** Ozempic and most other GLP-1 agonists that are not yet approved for obesity are attributed to diabetes for members with both diabetes and obesity episodes.

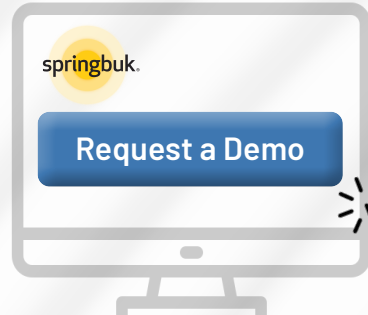
Name	Type	Plan Paid Amount	% Change
Mounjaro	Rx	\$1,024,240	---
<b>Ozempic</b>	Rx	<b>\$353,332</b>	<b>117%</b>
Wegovy	Rx	\$50,239	52%
Saxenda	Rx	\$46,812	67%
Trulicity	Rx	\$35,956	19%
Rybelsus	Rx	\$22,208	10%
Victoza 3-pak	Rx	\$9,815	118%

**Filter on OBESITY claims**



**PRO TIP:** Ozempic is attributed to obesity episodes only for members without diabetes who have an obesity diagnosis.

Springbuk enables you to easily download a list of members and fill dates for members receiving Ozempic for obesity.



We believe that when employers have the ability to leverage claims data related to the top conditions impacting their population, **they're able to focus and tailor strategies that will have the greatest impact.**

For more information on Springbuk's Health Intelligence™ platform, **please visit [springbuk.com](http://springbuk.com).**